

OPTION A : Online application

1. Confirm a valid membership, advise members to renew or join online through [SLSA Member Area](#)
2. Members will need a customer reference number (CRN) from TMR before they apply for a blue card. They can find this number on any product TMR has issued to them, such as:
 - a driver licence
 - adult proof of age card
 - photo identity card
 - industry authority
3. Create a Blue Card Services Member Account through the [Blue Card Services Online Application](#)
 - a. Await confirmation email from BCS with your 4-digit Member Account Number
4. [Submit](#) Member Account Details to Surf Life Saving Queensland
5. Await confirmation from BCS on application status

Create a Blue Card Services Member Account

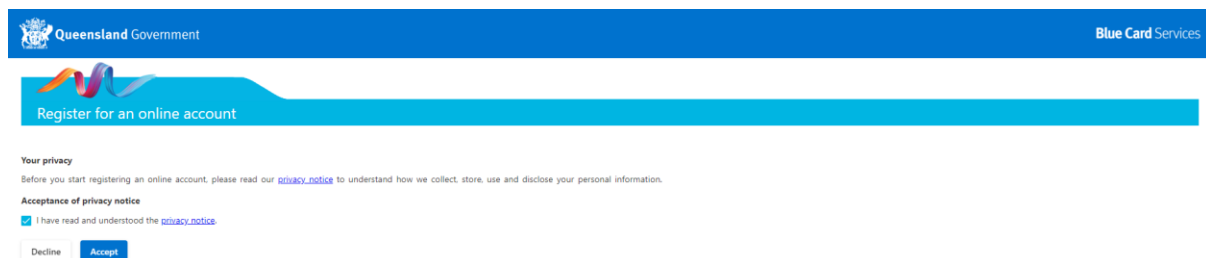
[Blue Card Services Online Application](#) - this link will take you to information on applying for a blue card.

Applicant: Member registers for an online account.

<https://my.bluecard.qld.gov.au/account/registration/privacy-notice>

Provide proof of identity using a QLD TMR issued product (a driver licence, adult proof of age card, photo identity card, industry authority) or obtain a Customer Reference Number (CRN). This is for Blue Card Services to access the photo used on this card for your new blue card.

Please complete all information required as directed. Please ensure you enter your name as it appears on your identification.



The screenshot shows the Queensland Government Blue Card Services website. At the top, there is a blue header with the Queensland Government logo on the left and 'Blue Card Services' on the right. Below the header is a light blue banner with the text 'Register for an online account'. The main content area is white and contains a 'Your privacy' section. It states: 'Before you start registering an online account, please read our [privacy notice](#) to understand how we collect, store, use and disclose your personal information.' Below this is an 'Acceptance of privacy notice' section with a checked checkbox and the text 'I have read and understood the [privacy notice](#)'. At the bottom of this section are two buttons: 'Decline' and 'Accept'.

Proof of identity

Questions / fields marked * are mandatory

- 1 Proof of identity 2 Validate security code 3 Set up two-factor verification

* Please select a Queensland Transport and Main Roads (TMR) product.

* Licence number

Enter your name and date of birth exactly as they appear on your TMR product

* Last name

I am legally known by a single name only

* First name

Middle name

* Date of birth

* Does TMR hold an email address or mobile phone number for you?

Driver licence

Adult proof of age card

Photo identification card

Industry authority

Marine licence indicator

18+ card

You will be sent a text message or email with a security code.

Enter this in, select submit and verify that this is the mobile or email address you want to use.

Validate online security code

Your details have been successfully confirmed by Transport and Main Roads.

To complete verification of your identity, please enter the online security code that has been sent to: **0432265860**

Online security code

Submit Clear

Please allow up to several minutes for the online security code to be sent to your device.

If it does not arrive within a few minutes, then please click the 'Resend online security code' button.

Resend online security code

Set up two-factor verification

Questions / fields marked * are mandatory

- ✓ Proof of identity ✓ Validate security code 3 Set up two-factor verification









Do you want to use _____ to receive online security codes for login to our online services? ?

- Yes No - I want to use a different mobile number / email address

Next

Please complete all required information as directed.

Proof of identity
 Validate security code
 Set up two-factor verification
 4 Personal details

First name 
 Middle name 
 Last name 
 Date of birth 
 * Title 
 * Gender 
 * Country of birth 
 * Town/city of birth
 * State of birth 

* Have you previously applied for a blue card or exemption card?
 Yes No

If you have a previous blue card issued please write your card number and issue.

If you are a Queensland registered teacher or Queensland Police Officer select your profession and enter your identification number.

If you have had a previous name please enter the details in the section provided.

* Have you previously applied for a blue card or exemption card?


Yes No

Card number / Issue#

* Are you a registered teacher in Queensland or a Queensland Police Officer?

No

* Do you have a previous name, or have you been known by any other name?

 It does not matter how long ago you used the name, or how long the name was used for.

[View examples of previous / other names you must provide](#)

Yes No

Add previous / other name

Remove previous / other name

Please complete all information required as directed.

Proof of identity
 Validate security code
 Set up two-factor verification
 Personal details
 Contact details

Postal address

* Address line 1

Address line 2

* Town, city or suburb

* State

* Postcode

Country
Australia

Residential address

My residential address is the same as my postal address

* Address line 1

Address line 2

* Town, city or suburb

* State

* Postcode

Country
Australia

Phone numbers

Landline (Australia only)

Mobile phone number

i We recommend that you give us your email address and consent to us contacting you by email. We can then update you on the progress of your application. Updates are not available via SMS.

@ Email address

Email address

Re-enter Email address



Registration confirmation

Thank you for registering for an online account with Blue Card Services.

Your account number is

If you provided an email address or mobile number, your registration confirmation and account number have also been sent to your device. Otherwise, we recommend that you screenshot or print this page.

If you are planning on applying for a volunteer blue card, tell your organisation this account number. Your organisation will use that number to link you as one of its volunteers or trainee students. Please wait until your organisation has linked you before applying so we know you are a volunteer and eligible to have the application fee waived (we'll send you a message when this happens).

To start using our online services, click the 'Home' button below, or click 'Log out' if you plan on using our online services at a later time.

[Home](#) [Log out](#)

You will receive your account number from Blue Card Services via email.

Member to submit their Blue Card Services Member Account Details to Surf Life Saving Queensland [CLICK HERE](#) for submission website.

SLSQ will link applications to our organisation through the portal and update in Surfguard as their application submission date.

Members are sent an email from Blue Card Services that they have been linked to SLSQ and to log into blue card services to complete their application.

<https://my.bluecard.qld.gov.au/login>

On the Home page when logged into your Applicant portal you can Renew and edit your details.



Applicant portal

| | |
|--|--|
| Renew my blue card or exemption card ? | Changing or finishing child-related work ? |
| Change my name ? | Replace my card ? |
| Update my contact details ? | Cancel my card ? |